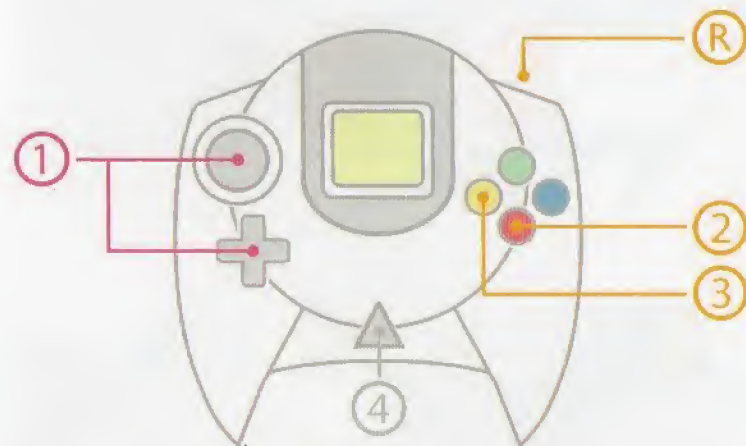



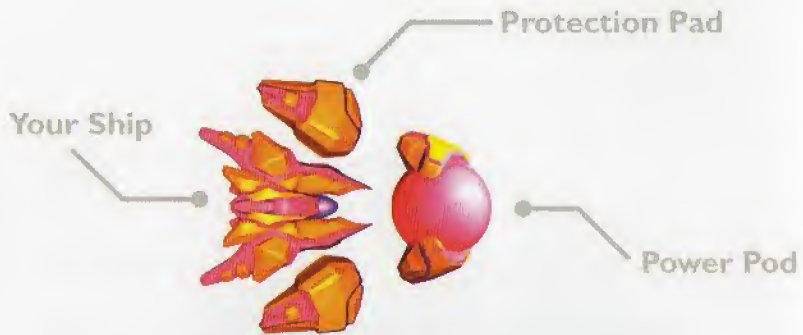
IBX

HUCAST.net
KONTECHS



- 1 Move your ship
- 2 Detach pod, press again to attach pod
- 3 Main shot, hold / let off for beam
- 4 Game Start

R Hyper Bullet Soaking



Hyper

Strong shot and charge beam



Rockets

Air to Air



Bounce

Long bouncing laser




Bombs

Air to Ground



X-Ray

Cross lasers and bouncing ability



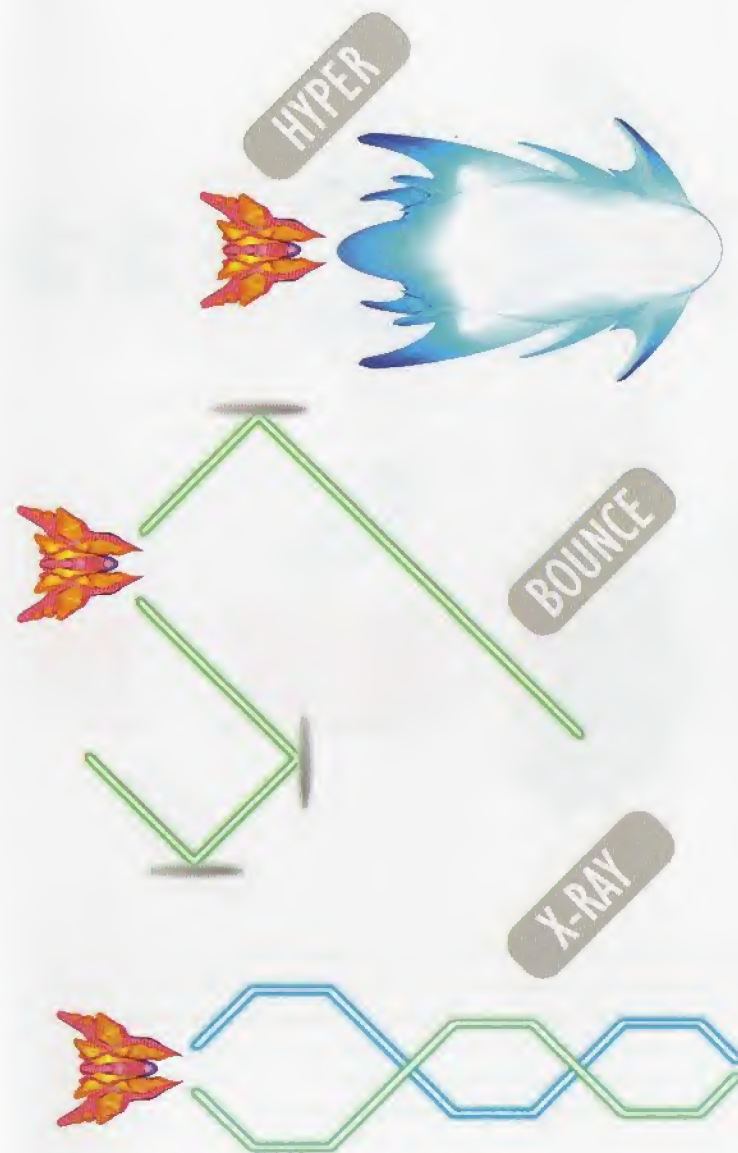
Power Upper


Contains Power Ups



Obvious Energy

Increases your Obvious Energy Bar for being able to soak up enemy fire.





To chain enemies, you must hit a row of enemies within a short time frame to multiply your score. You can also chain bullets when soaking them up with your pod.



You can dash your pod into enemies to eliminate them quickly from screen. Certain enemy types are defeatable in multiply ways such as Bullies. This enemy just flies up and down and has its hitzone at its flip side. Now you can just shoot the Bully up or fly behind it and shoot at it from there. The hitzone on its side is weaker and gives you more score to gain.

You can soak up bullets for increasing score. To activate Hyper Soaking just press R, then your Obvious Energy bar decreases to the minimum while soaking up bullets - mind, the more bullets you soak the longer the hyper soaking stays active. Furthermore, you can collect Obvious Energy to keep this feature active.



During hyper soaking enemy bullets, these bullets are harmless to you, so you can also use this feature as a bullet shield while playing for survival and/or scoring. Enemies themselves and their lasers can still defeat you.

STAGE 1

Entrance to Trance

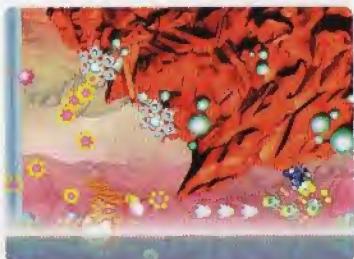
Find the entrance to the space port captured by a Spiritual Spacer to begin this blasting space shooting adventure.



STAGE 2

An Waterfullfilled Cave

Dunk into a water fulfilled Cave. Be carefully - some of the enemies may want to be closer with you than you wish.



STAGE 3

Material Mine

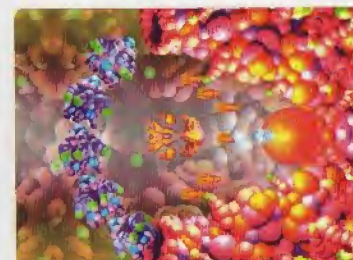
In this mine the DUX material was found. Now find the way out to find the purple space zone.



STAGE 4

Purple Spaces

In between an epic space war, you have to escape the battle to head your way through Radiax's Den.



STAGE 5

Radiax's Den

Now you've reached the Den to contact Radiax. This creepy creature is dangerous, yet it has the ability to guide you to the obvious.



STAGE 6

Obviously Obvious

There's nothing known about this place, no human being could ever reach it before you.



Set the control method from horizontal to vertical and turn around your TV in 90° to play the game like a vertical scrolling shooter.



Be carefully when rotating your TV!



René Hellwig
Graphics and Game Design

Martin Konrad
Programming

Andre Neumann
Music and SFX

This product uses KallistiOS.

KallistiOS © Dan Potter
Dreamcast © SEGA Corporation
DUX © HUCASTnet



HUCAST.net
KONTECHS

Developed by HUCAST.net and KonTechs Ltd. Dreamcast™ is a registered trademark of SEGA Corporation. Made in Germany. DUX © HUCAST.net